





Before you start a tour, agree with the members of your group on the signals to be used. Note that Signal 1 - 3 are intended only for communication between group members, and must not be used if other persons could misunderstand them as distress signals. Signal 4 is a genuine distress signal. - Group members should be aware that inexperienced sea kayakers are not always free to look around for signals, or to lift the paddle from the water to make signals, when wind and sea conditions are rough. Paddlers may have their own problems, and may therefore not react immediately to signals.

- (sound signals: short blast = about 1 second; long blast = about 5 seconds) -

<p>1) Sound Signal (e.g. horn, whistle or cry exceptionally: white flare)</p> <p>▷ <u>Pay attention!</u> Look at once to the person making the signal, and wait for visual signals.</p>	<p>ATTENTION! (one short blast)</p> 
<p>2) One arm upraised</p> <p>▷ <u>Gather around me!</u> (This signal should be reserved for the group leader. Everyone is to paddle to the leader including those ahead.)</p> <p>or</p> <p>▷ <u>Follow me, this is the way!</u> (When made by another group member - e.g. a scout, away from the group - other group members should follow, because he has found safe passage or place to land, camp, rest etc.)</p> <p>or</p> <p>▷ <u>Help me, I need assistance!</u> (A swimming paddler makes this "Come/Help!"-Signal by holding the paddle vertically and waving it from side to side repeatedly.)</p>	<p>COME! (two short blasts)</p> 
<p>3) Paddle held horizontally over the head</p> <p>▷ <u>Wait for me!</u> (When made by any group member, e.g. a slower paddler.)</p> <p>or</p> <p>▷ <u>Wait, stop paddling!</u> (When made by a paddler at the front wanting to stop the group, e.g. in case of some difficulty, or to prevent disturbance of wildlife.)</p> <p>or</p> <p>▷ <u>Danger, keep clear of me!</u> (If the group leader or scout subsequently points to left or right with the paddle or arm, you should paddle in that direction and await further signals.)</p>	<p>WAIT! (one long blast)</p> 
<p><u>Only for communication with non-group-members:</u></p> <p>4) Paddle held horizontally and moved up and down between head and deck repeatedly</p> <p>▷ <u>Mayday! Help me or inform rescue services!</u> (This signal has the same meaning as redflares or red rockets. It is an addition to the international recognised distress arm signal: Slowly and repeatedly raising and lowering arms outstretched to each side (see inset). - Give this signal only if you face a life-threatening situation and none within your group can help you and you are not able to make one of the other distress signals.)</p>	<p>DISTRESS - MAYDAY! (one continuous blast)</p> 

This proposal has been discussed among: Didier Plouhinec (Association Kayak de Mer du Ponant, France), Christian Gabard (Paris-Kayak International-PKI, France) Edmond Thomas (Kayak de Mer du Léon-Kameléon, France), Sergio Cadoni (Il Kayak da Mare- IKdM, Italy), Kåléraq Bech (Qaannat Kattuffiat / Grønlands Kajak Forbund, Greenland), Tony Ford and John J. Ramwell (International Sea Kayaking Association-ISKA, England), Ian Miller (Scottish Canoe Association's Touring Committee, Scotland), Olof Ahlsten (Kanothklubben Ägir/Uppsala, Sweden), Peter J. Carter (Australian Board of Canoe Education, Australia), Charles A. Sutherland (Association of North Atlantic Kayakers-ANorAK, USA), Penny Wells (San Francisco Bay Area Sea Kayakers-BASK, USA), J. Michael Watts (Ontario, Canada), Toni Albert i Puig-Serra (Kayaking Costa Brava, Spain), Adrian Pol (Asociacion Kayakistas Marplatenses, Argentina), Andy Wurm (Kiwi Association of Sea Kayakers-KASK, New Zealand), Michael Dundalski sen. and Bernd Schildwach (Deutscher Kanuverband-DKV, Germany), Dirk Lademann (Landeskanuverband Schleswig-Holstein, Germany), Peter Nicolai (Nanuk, Germany), Bernhard Hillejan, Christian Harms, Barbara Fink and Udo Beie (Salzwasserunion-SaU, Germany).

(August 24th, 1997)